

SPECIFICATION FORM**FEATURES**

- ✧ 15INCHES DIGIT HEIGHT
- ✧ 30.60MM×44.0MM OUTLINE
- ✧ SINGLE DIGIT
- ✧ SINGLE COLOR
- ✧ EASY ASSEMBLY
- ✧ HIGH BRIGHTNESS
- ✧ SOLID STATE RELIABILITY

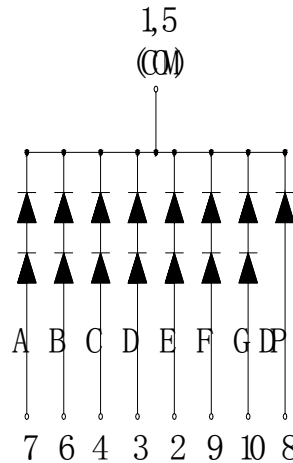
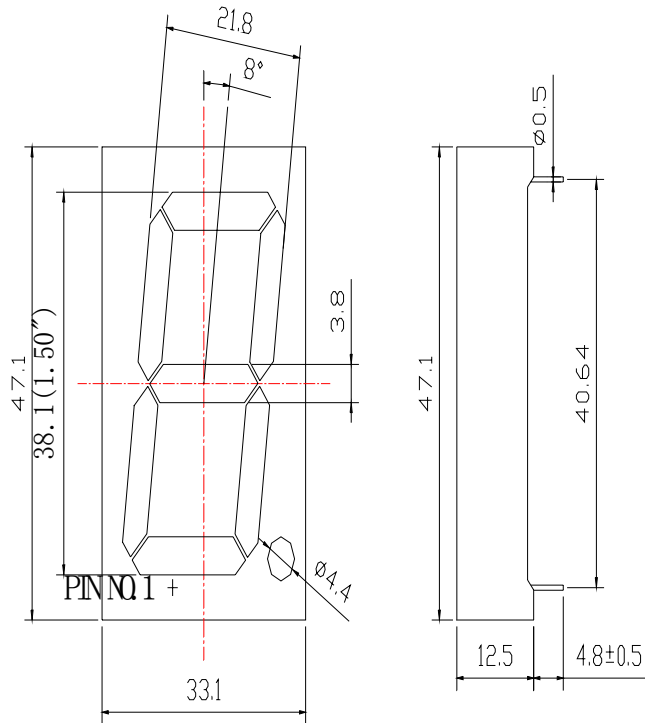
DESCRIPTION

The REC-S15102AG(C) is a 15 inches digit height, 30.60mm×44.0mm outline, single color, single digit with common cathode & common anode numeric display. This display utilizes yellow-green LED chips fabricated from GaP epiwafer on GaP substrate grown by liquid phase epitaxy. These devices have black surface and white segments.

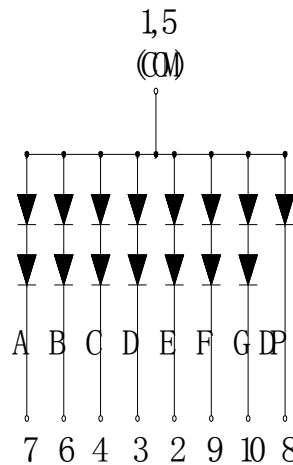
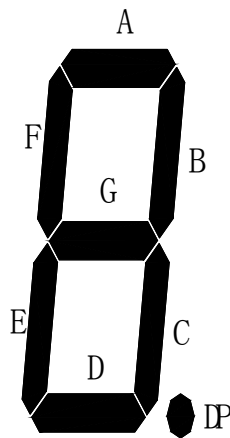
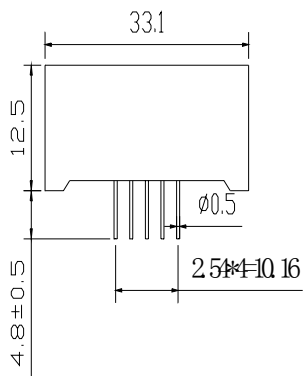
DEVICE

PART NO.	EMITTING COLOR	DESCRIPTION
SBS15102AG(C)	Yellow-Green	Black Surface & White Segments

PACKAGE DIMENSION



- 1. COMMON CATHODE
- 2. ANODE E
- 3. ANODE D
- 4. ANODE C
- 5. COMMON CATHODE
- 6. ANODE B
- 7. ANODE A
- 8. ANODE DP
- 9. ANODE F
- 10. ANODE G



- 1. COMMON ANODE
- 2. CATHODE E
- 3. CATHODE D
- 4. CATHODE C
- 5. COMMON ANODE
- 6. CATHODE B
- 7. CATHODE A
- 8. CATHODE DP
- 9. CATHODE F
- 10. CATHODE G

ABSOLUTE MAXIMUM RATING AT $T_A=25^{\circ}\text{C}$

PARAMETER	SYMBOL	MAXIMUM	UNIT
Power Dissipation per Seg.	P_{AD}	160	mW
Peak Forward Current per Seg. (1/10 Duty Cycle, 0.1ms Pules Width)	I_{PF}	100	mA
Continuous Forward Current per Seg.	I_{AF}	20	mA
Reverse Voltage per Seg.	V_R	10	V
Operating Temperature Range, T_{opr}	- 25° C to + 60° C		
Storage Temperature Range, T_{stg}	- 30° C to + 85° C		
Solder Temperature : 1 / 16 inch below seating plane for 3 seconds at 260° C			

ELECTRO - OPTICAL CHARACTERISTICS AT $T_A=25^{\circ}\text{C}$

PARAMETER	UNIT	MIN	TYPE	MAX
Luminous Intensity per Seg., I_V ($I_F=20\text{mA}$)	mcd	10	13	16
Peak Emission Wavelength, λ_p ($I_F=20\text{mA}$)	nm		570	
Special Line Half-Width, $\Delta\lambda$ ($I_F=20\text{mA}$)	nm		20	
Forward Voltage per Seg., V_F ($I_F=20\text{mA}$)	V	2.0	2.1	2.3
Reverse Current per Seg., I_R , ($V_R=5\text{V}$)	μA			100
Luminous Intensity Matching Ratio, I_{V-m} ($I_F=20\text{mA}$)				2 : 1